



Nuraply 3PM

New Zealand's most specified multiply system, Nuraply 3PM is a robust, reinforced bituminous waterproofing sheet. Installed as two complete waterproofing layers for redundancy the completed system is commonly called "bulletproof".


The roof can be finished in a choice of four standard shades of mineral chip which give a textured finish to the roofs surface. The mineral chip surface provides a natural look while providing UV protection.

The first layer consists of 3mm thick Nuraply 3PB-SA or 3PV-SA which can be laid with heat welded lap joints. The cap sheet is 4mm thick polymer modified bitumen with a heavy reinforcing layer of non-woven polyester inside topped off with embedded mineral chips.

The Nuraply 3PM system is suitable for installing over plywood, CLT and Strandboard, concrete or Nuratherm insulated roof substrates. The Nuraply 3PM system is suitable for flat roofs or on decks protected from foot traffic by installing tiles or timber decks on Nurajacks.

BENEFITS:

- 1 Degree Falls
- Advanced Technology
- 20 Year Warranty
- Easy Installation
- Double Layer Insurance
- Cost Effective
- 4 Colour Options
- Bulletproof Waterproofing
- Proven for NZ Conditions
- BRANZ Appraised
- CodeMark Certification



NURALITE
FLAT ROOFS | BUILT RIGHT

BRANZ Appraised
Appraisal No.732 [2019]

CODEMARK™
CM70032

BENEFITS

1°
GUARANTEE

With **CODEMARK Certification**, Nuraply 3PM can be installed on substrates with falls as low as 1 degree.

BUILDING CODE VERIFICATION

CodeMark is a product certification system administered by the Ministry of Business Innovation and Employment (MBIE) which must be accepted by Councils so long as the product or system is designed and used within the scope of the CodeMark certificate.

BRANZ has appraised the Nuraply 3PM system and have concluded that it complies with NZBC E2 – weathertightness and B2 – durability.

We are happy to work with clients on any building consent issues, especially if something outside the scope of usual work is planned.

WARRANTY

Nuralite warrants Nuraply 3PM against materials defects for 20 years from the date of installation. The warranty must be applied for at the completion of the job. For this extended warranty to remain current the customer must maintain the roof and have it inspected every five years by a qualified Nuralite applicator.


The workmanship is covered by a separate workmanship warranty issued by the applicator. Nuralite will inspect the completed job if requested.

» **MODERN MEMBRANE.** The quality of modern Nuraply 3PM torch-on is the result of a sophisticated manufacturing process.

COLLECTION OF POTABLE WATERS

Nuraply 3PM membrane has been tested to AS/NZS4020 as suitable for collecting potable water. A coating of Nuraglaze is recommended to keep the surface particularly clean. Filters and first flush divertors should be installed in accordance with Ministry of Health guidance. Nuralite recommends annual cleans to maintain the Nuraply surface.

Nuraply 3PM



SCOPE

THINGS TO CONSIDER

The substrate provides the foundation for a successful system. The two most common substrate problems are movement and ponding. To alleviate these, ensure when plywood, CLT and Strandboard is being used that:

- The substrate is at least 17mm thick, 21mm on decks and supported at 600mm x 600mm. The substrate must be tightly butted and staggered or brick pattern laid. Stainless steel fixings and glue bonding must be used when using plywood.
- Falls are designed and constructed within our recommended guidelines. In accordance with Nuralite's CodeMark, a flat roof in the Nuraply 3PM range must have a minimum constructed fall of 1:80. For design purposes, a recommended minimum 1:40 fall should be assumed for plywood substrates, 1:60 on concrete and metal tray substrates - see table on next page.

When laying Nuraply 3PM on concrete substrate ensure a clean surface, free from defects or grit. Cure time for concrete is a minimum of 28 days and needs to be set properly prior to membrane installation. Ensure concrete is graded to correct falls with a wood float finish incorporating fillets to upstands with has all sharp edges removed.

During manufacture excess chip is applied to the membrane. If loose chip is a concern apply Nuraglaze coating to bond the chip in.

WHEN YOU SHOULD NOT USE NURAPLY 3PM

Not for Green roofs or planter boxes – specify the Nuraply 3PG system and related drainage mat to ensure the plant roots will not attack the membrane and that there is proper drainage within the waterproofing system.

Not on decks where the Nuraply 3PM is likely to be directly exposed to foot traffic, or where it may be mechanically or chemically damaged. In these cases, ensure the Nuraply 3PM is completely protected by overlaying with tiles or timber on Nurajacks. On roofs, maintenance walkways can be formed with a sacrificial third layer of contrasting colour.


Nuraply 3PM



DETAIL

Nuraply 3PM

NURAPLY 3PM COLOUR OPTIONS



» CHARCOAL

» SLATE



» WHITE

» RED*

*AVAILABLE ON ORDER
MINIMUM QTYS APPLY

COMPONENTS

Nuratrim – a smart way to provide a sharp edge finish where the Nuraply must lap over the roof edge. Detailed to ensure watertightness. Available in anodised aluminium, or else can be powder coated or painted.

Nuravents – are unobtrusive but have a large capacity for air circulation. These are not required on Nuratherm Warm roofs.

Drains & Scuppers – Nuralite stocks a range of metal scuppers and drains. Alternative sized outlets can be fabricated on request.

Nurajacks – Nurajacks are a self-levelling pedestal with a large base that ensures no point loading of the membrane below. Suited to create a ‘floating deck’ over the Nuraply 3PM system for both tiles and timber. Nurajacks are height adjustable. They allow the tiles or decking to be raised up to the level of the interior living space. This creates a level threshold with optimum indoor- outdoor flow.

Lockin Pocket - a pre-fabricated inter-locking pocket that is easily assembled on-site and filled with fast setting sealer. Allows difficult penetrations in the membrane to become waterproof fast.

Fixing Plate - provides a universal fixing point offering two M10 x 20 female threaded anchor points for supporting and securing most types of rails and bars. Suitable for installing general roof plant, pipework and solar panels.

COATINGS

Nuraglaze

Applying a coat of Nuraglaze at installation is an effective way to enhance the systems appearance long term. This is something to consider, especially if collecting potable water or are concerned about chip loss.

| SUBSTRATE | Timber, Plywood, CLT, Strandboard | Concrete | Existing NURALITE | Concrete with Tapered Boards or Flat Enertherm | Plywood with Enertherm | NPM900 Metal tray with Enertherm |
|--|---|---|--|--|--------------------------------------|-------------------------------------|
| Minimum Finished Constructed Fall | 1:80 | 1:80 | 1:80 | 1:80 | 1:80 | 1:80 |
| Recommended Design Fall | 1:40 | 1:60 | 1:60 | 1:60 | 1:40 | 1:40 |
| Comments | Using 17mm (roofs) or 21mm (decks) plywood, rafters at 600 centers, nogs at 600 centers | Create required slope with a screed. Wait for concrete and screed to cure | Confirm no ponding areas Confirm substrate is sound | Nuralite to assist with tapered board layout | Create required slope in the plywood | Create required slope in the NPM900 |

Note: excluding gutters.

TECHNICAL INFO

TECHNICAL INFORMATION

A comprehensive set of design details and specifications are available at www.nuralite.co.nz. Nuralite technical advisors are all very experienced and willing to help either on the phone, in your office or on site. Call 09 579 2046 or 0800 Nuralite (0800 687254).

DESCRIPTION – NURAPLY 3PM

Waterproofing membrane consisting of straight run bitumen heavily modified with polymers and reinforced with non-woven polyester.

FINISHING

- Top surface finished with a dense mechanically rolled aggregate layer. Polyethylene film is on the 80mm lap joint strip. Aggregates are available in choice of colours – slate, charcoal, white, red or gloss black. May be overcoated with Nuraglaze to maintain appearance or if chip loss is a concern.
- Underside finished with a smooth thermofusible film.

COMPOSITION

- Reinforcement: non-woven polyester 180 g/m².
- Coating mass: plastomer bitumen, consisting of ±70 % bitumen and ±30% polymer modified bitumen.

BASESHEET OPTIONS

Plywood, CLT & Strandboard - Nuraply 3PB or 3PBSA

Polymer modified bitumen membrane which is fully bonded to the substrate using Nuraflux No.10 adhesive.

Concrete - Nuraply 3PV or 3PVSA

Special ventilating grade membrane which allows substrate moisture and vapour to dissipate.

Nuraply 3PM

»»» Technical specifications (average values).

| SUBSTRATE | CAPSHEET | BASESHEET | |
|--|--------------------|-------------------|-------------------|
| | | Plywood | Concrete |
| PRODUCT | NURAPLY 3PM | 3PBSA | 3PVSA |
| Tensile Strength (U.E.A.t.c) | L: 650 N T: 500 N | L: 700 N T: 500 N | L: 700 N T: 500 N |
| Elongation at Break (U.E.A.t.c) | L: 40% T: 40% | L: 35% T: 35% | L: 35% T: 35% |
| Resistance to Heat (U.E.A.t.c) | > 140°C | - | - |
| Low Temperature Flexibility (U.E.A.t.c) | -8°C | -25°C | -25°C |
| Dimensional Stability | ≤ 0.5% | - | - |
| DIMENSIONS | | | |
| Thickness | 4 mm | 2.5 mm | 2.5 mm |
| Length | 7.5 m | 10 m | 10 m |
| Width | 1 m | 1 m | 1 m |
| Surface | 7.5 m ² | 10 m ² | 10 m ² |
| Average Weight | 43 kg | 32 kg | 32 kg |

NURAPLY 3PM, NURAGLAZE AND NURAFLUX NO.10 ARE NON-HAZARDOUS PRODUCTS. TO THE BEST OF OUR KNOWLEDGE, THE INFORMATION IN THIS BROCHURE IS ACCURATE AT THE TIME OF PRINTING. NURALITE WATERPROOFING LTD RESERVES THE RIGHT TO ALTER INFORMATION, FORMULATION OR PARAMETERS AT ANY TIME WITHOUT NOTICE.



Nuralite Waterproofing Ltd

60 D Leon Leicester Ave, Mt Wellington, Auckland 1060, New Zealand
 P 09 579 2046 F 09 579 5136 E info@nuralite.co.nz

